


All About Shading



What is shading?


Shading is a technique used in sketching to create light, medium and dark tones, making things appear to be 3D. Artists use this technique to bring their observational drawings to life. Observational drawings could be a portrait, flowers or a bowl of fruit!

How can I create shading in my sketches?



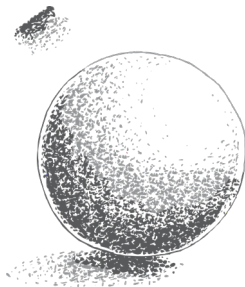
Cross Hatching

When using this technique, try drawing a series of small lines crossing over each other or drawn very close to one another. The closer the lines, the darker the tone and the further back that part of the object appears. This will create light and dark areas in your picture!



Blending

Another popular sketching technique is called blending. Try using different amounts of pressure to create dark and light shades with your pencil (charcoal or a 2B pencil works best). Blend these together using your finger!



Stippling

A stippling effect creates shade by using small dots or specks. When the dots are placed closer together, the area looks darker, creating shade. The further apart the dots are, the more light there is on an object.